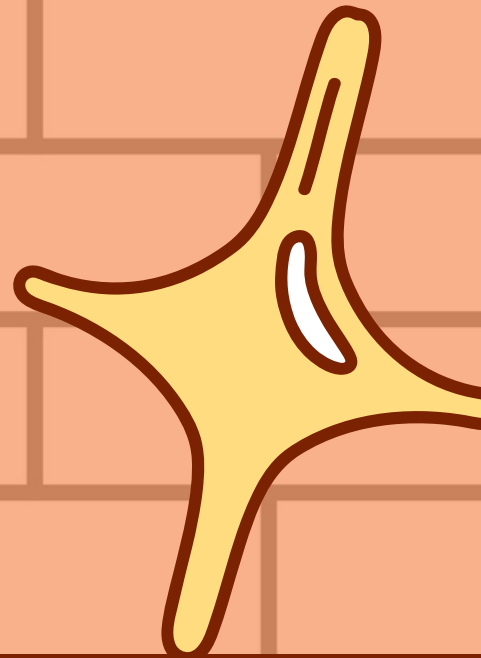



Erasmus+ Youth Exchange

SPRAY IT

AWAY NOW!



July 8th - July 15th

Orta Nova, Italy



Co-funded by
the European Union



Agenzia Italiana
per la Gioventù



ABOUT THE PROJECT

The goal of "Spray It Away Now!" is to enhance the participants' awareness of the impact of hate speech and how to combat it in a positive way, engaging 37 young people in an immersive and interactive learning experience that will challenge their preconceived notions about hate speech and encourage them to think critically about the impact of their words and actions.


The Youth Exchange aims to equip young people with the knowledge and skills they need to recognize hate speech and to take proactive steps to prevent it from occurring in their communities, and to develop critical thinking skills and reflect on their own behaviours and habits when it comes to online communication as well.

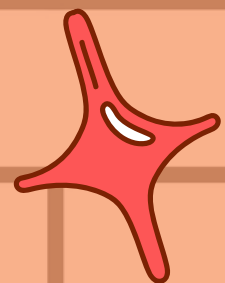
"Spray It Away Now!" will also promote creativity, awareness, and active participation among young people, while also fostering a better understanding of democracy, citizenship, and participation using stencil art as a form of art for combating hate speech.




PROJECT OBJECTIVES

- To inspire young people to take action and stand up against discrimination, intolerance, xenophobia, or racism.
- To develop a sense of initiative and critical thinking in young people.
- To enhance the local and international activities of organizations working in the youth sector through strengthened cooperation among participating exchange organizations.
- To raise awareness of active citizenship and social inclusion through increased mobility opportunities for learning.
- To improve the key competencies of young people, including those with fewer opportunities.
- To foster intercultural understanding and promote cultural diversity through creativity-based activities.
- To create a supportive community for young people to share their experiences and support one another in their journey
- To increase awareness among young people about hate speech and its negative impact on society, through actions and presentations of final products in different European countries, involving local populations.
- To encourage young people to take concrete actions in the defense of human rights and equip them with the tools and knowledge they need to fight back against the hate speech phenomenon.





WHO CAN TAKE PART?



Each partner organization will send 6 participants and 1 group leader (7 people in total). Participants and Leaders must agree to take part in the whole duration of the Youth Exchange: July 8th – July 15th, 2024

Participant Profile:

- Age requirements: between 18 and 26 years old;
- Want to improve their creative and artistic skills;
- Sensitive to the social issues;
- Has a basic intermediate level of English;

Leader Profile:

- Age requirements: older than 18 years old;
- Is able to support his/her group;
- Previously participated as participant and/or leader to any youth project at national or international levels;
- Has high English literacy (B2/C1) level;
- Has previous experience in Youth Working and/or Erasmus+ programme;

HOW TO GET TO THE ACCOMMODATION? PART 1

Before buying any ticket the travel route must be approved by us, so before booking your flights, please ask your sending organization or your group leader to forward your travel itinerary to us. Once you have received their approval, you can proceed with the booking. Your best choice will be to land in Bari Airport!

Choose preferably flights that are landing in Italy in the morning or the day before.

VERY IMPORTANT:

Participants should plan to arrive at Orta Nova train station after 15:00 on the July 8th. We will organize transfer for all the participants from the main railway of Orta Nova to the venue of the Youth Exchange (Railway of Orta Nova is far away from the venue of the project and it's not possible to reach the venue of the project by walking!!).

To reach the railway station in Orta Nova, the best way is to travel through Bari or Naples airport, as there is a very nice transport connection with Foggia, which is the nearest city to Orta Nova, Italy. There are lots of cheap flights to the airports in Italy and then you can travel by bus or train. The distance is not very big.

*If your flight arrives to Bari

From Bari to Orta Nova - Trenitalia is the train line that you have to take. (Regional trains Bari Centrale - Orta Nova) <http://www.trenitalia.com/tcom-en> (Trenitalia web site)

HOW TO GET TO THE ACCOMMODATION? PART 2

***If your flight will not land in Bari,** you have to take a bus/train for Foggia (which is 20km far from Orta Nova), once arrived in Foggia, you can take a train for reach Orta Nova. From Foggia to Orta Nova, Trenitalia is the train that you have to take. <http://www.trenitalia.com/tcom-en> (Trenitalia web site).

***If your flight arrives to Napoli,** from Napoli STAZIONE F.S. (METROPARK) to Foggia – (Air Campania Company) is the bus that you have to take (Timeline link: <https://aircampania.it/wp-content/uploads/2023/01/34-CE-feriale.pdf>). The tickets can be directly purchased to Napoli STAZIONE F.S (METROPARK). Once arrived in Foggia, you can take a train for reach Orta Nova. From Foggia to Orta Nova, Trenitalia is the train that you have to take. <http://www.trenitalia.com/tcom-en> (Trenitalia web site).

***If your flight arrives to Rome,** trenitalia is the train that you have to take until Foggia and then again you will use Trenitalia train, to reach Orta Nova. (There are also some several bus from Rome to Foggia, like Flixbus which is the best one) <http://www.trenitalia.com/tcom-en> (Trenitalia web site) <https://www.flixbus.com/> (FlixBus web site). From Foggia to Orta Nova, Trenitalia is the train that you have to take. <http://www.trenitalia.com/tcom-en> (Trenitalia web site) 😊👉

TICKETS GUIDELINES - PART 1

The following guidelines are very important. Please make sure to read them carefully, and if you have any doubt, please ask your group leader or sending organisation!

Arrival and Departure day of the Youth Exchange are: July 8th – July 15th, 2024.

Don't forget to keep all your tickets, receipts, reservations and boarding passes!

In case of missing documentation, we will NOT be able to reimburse you!

Eligible extra days accepted from the National Agency for extending your stay in Italy and receive your reimbursement for your travel fully by our organization are up to 2 extra days.

Please remember that the project accommodation cannot be covered for extra days by us.

Once again, the travel route must be approved by us, so before booking your flights, please ask your sending organization or your group leader to forward your travel itinerary to us. Once you have received their approval, you can proceed with the booking.

Accepted travel days are:

July 8th - July 15th, 2024

July 7th - July 15th, 2024

July 6th - July 15th, 2024

July 8th - July 16th, 2024

July 8th - July 17th, 2024

July 7th - July 16th, 2024

TICKETS GUIDELINES - PART 2

TRAVEL ITINERARY SCHEME:

When you create your travel itinerary, please forward it to your group leader or sending organization following the scheme below as example. This will help us to speed up the process and approve your itinerary as soon as possible! Any other format or screenshots will not be accepted by us as a travel proposal. Thanks for your collaboration!

Example of how a travel itinerary should be written:

(New York - Los Angeles)

Departure:

New York - Los Angeles

Date: 1/03/2023

Departure: 9:00 AM - Arrival: 10:00 PM

Cost: 30 euros (cabin baggage included)

Return:

Los Angeles - New York

Date: 10/03/2023

Departure time: 11:00 AM - Arrival time: 5:00 PM

Cost: 50 euros (cabin baggage included)



Accepted travel days are:

July 8th - July 15th, 2024

July 7th - July 15th, 2024

July 6th - July 15th, 2024

July 8th - July 16th, 2024

July 8th - July 17th, 2024

July 7th - July 16th, 2024

Keep in mind to include local transportation to arrive at and depart from Orta Nova train station in your travel itinerary!

TICKETS GUIDELINES - PART 3

NEEDED TRAVEL DOCUMENTS FOR REIMBURSEMENT:

- Flight tickets – choose second class, cheaper flights. For flight tickets you will have to provide: Ticket Reservation (you receive it online after you buy your flight, on which you find the cost of the ticket) & Boarding pass (for both ways, printed in original or pdf) and reservations invoice.

IMPORTANT: we strongly advise you to choose either checked baggage or carry-on baggage at the time of booking. The travel budget will not cover both options and we can not reimburse both costs.

Remember to take a screenshot of your boarding passes in the app as they will disappear after your travel. Therefore, we need to save the proof.

- Train, Bus and Shuttle tickets – make sure the date, the itinerary and the price are visible on the ticket, if you can get an invoice is better;
- Transport by taxi or Rent a Car – reimbursement is allowed only if public transport is not available; a personal written declaration will be needed. (Before using it you can speak with us in order to arrange a cheaper solution if possible);

All flight reservations, boarding passes, or any other tickets should be uploaded in PDF format to Google Drive.

Google Drive Link: https://drive.google.com/drive/folders/li5uVRThb_wzz2vdtMeeNtHIRXRKIZ02F?usp=sharing

TRAVEL REIMBURSEMENT & COSTS

Project budget covers: 100% costs for accommodation, 100% costs for 3 meals (breakfast, lunch, dinner) & 2 coffee break per day.

Reimbursement will be done after all travel documents and payment proofs will be collected. Reimbursement will be transferred on the organization bank account.


Group Leaders must collect all travel document for their group in this Google Drive Folder:

https://drive.google.com/drive/folders/IPfRht5Ffls5Acp_C4XfqI_PRS7gOaIJI?usp=sharing

After having collected all printed original forms, they will have to take pictures/scans and put them together with the digital version of tickets.

Please find in each Drive folder an Excel file called 'Reimbursement Calculation' to fill in once you have purchased your travel tickets.

Travel Costs



275€



275€



275€



275€

THE VENUE

The venue of the youth exchange you are about to be hosted is a charming “Agriturismo” surrounded by beautiful countryside. The accommodation is designed to encourage socializing and collaboration, with hostel-like rooms that can comfortably accommodate several participants each.

We believe that staying in this cozy and rustic environment will provide a unique opportunity for participants to connect with each other and experience the local culture firsthand, the way Italian families are akin to!

Check these links out to start dreaming of your Italian dream!:

- <https://www.youtube.com/watch?v=WIE9LEDqdDs>
- https://www.tripadvisor.it/Hotel_Review-g4580714-d10744795-Reviews-Kyathos_Agriturismo_Ordona_Province_of_Foggia_Puglia.html#/media/10744795/61247858:p/?albumid=101&type=0&category=101

Lunch & Dinner will be served by host organization with traditional food from Puglia, so be prepared to taste delicious food!


Breakfast & Coffee Break will be organized by host organization... we will try to keep you energized and happy!



TO DO LIST!!

Please make sure to follow the next steps:

- Fill in the APP FORM by May 26th:
<https://forms.gle/ikqchCB3NNx4ya7b7>
- Reserve your tickets by May 31th. Upload your tickets and reservations in our drive, as explained in page 7, 8 and 9 of the Infopack.
- Once you reserve your tickets, join the official Facebook group, where we will share more info and updates about the project:
<https://www.facebook.com/groups/8023436291024602/>
- Prepare yourself on the topic of the project, bringing your creativity and positive energy!
- Cultural Night – Every national group of participants from one country will need to present their culture on the intercultural evening: you can bring some traditional food, show traditional dances and tell interesting facts and stories about your country. You can also prepare games and quizzes!
- Safety and Insurance – the project budget will not cover a travel health insurance, by the way we highly recommend to bring with you the European Health Insurance Card or to stipulate an health insurance.

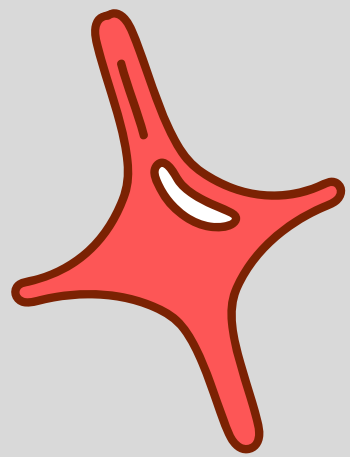



WHAT TO BRING?



Please do not forget:


- All your travel documents and tickets according to what explained in page 7, 8 and 9;
- Personal cup and water bottles, to be refilled and used personally, in order to reduce plastic use and keep your liquids separate from others!
- Personal towels and hygiene items;
- Personal medicines or any unusual personal items;
- Snacks and drinks representing your country for the Cultural Nights (keep in mind that there will be no kitchen available to cook something on spot, so bring only ready food & drinks...!);




OUR CONTACTS & PARTNERS



Beyond Borders ETS



@beyondbordersitaly



bb.officeitaly@gmail.com



Our phone numbers: (we are using Whatsapp!)

Rocco +39 327 009 6476 (MAIN NUMBER)

Maria +39 334 78 25 585

Sebastiano +39 328 920 4124

Carmine +39 389 78 64 256

OUR PARTNERS IN THE PROJECT:

KOM 018

SERBIA

JUST DO IT

POLAND

DANISH YOUTH TEAM

DENMARK

GO ALIVE

GREECE